

Pictograms

Some children in Year Two have been asked about their favourite fruit.

Complete the tally chart by adding in the totals.

Colour	Tally	Total
Apple		
Banana		
Orange		
Banana		
Strawberry		

Use the information from the tally chart to add the information into the pictogram. Decide on your own key.





Colour		Total
Apple		
Banana		
Orange		
Banana		
Strawberry		

<u>Key</u>
= 1 child




Pictograms

11 children were asked their eye colour. Jane filled in the pictogram but has made two mistakes. Find the mistakes and then fill in the new pictogram.


Colour	Total	
Blue	4	
Green	3	
Brown	3	
Other	1	


Key

 = 1 child

Colour	Total	
Blue	4	
Green	3	
Brown	3	
Other	1	

Key

 = 1 child



Pictograms

Some children went on a mini-beast hunt in the park. They put their results in a pictogram but they have made some mistakes. Can you find the mistakes and then put the information into your own pictogram?

<u>Colour</u>	<u>Total</u>	
Spider	7	
Worm	12	
Butterfly	6	
Ant	9	
Ladybird	4	

Why is this pictogram hard to read?

Key

= 1 mini-beast

<u>Colour</u>	<u>Total</u>	
Spider	7	
Worm	12	
Butterfly	6	
Ant	9	
Ladybird	4	

How many mini-beasts were spotted in total?

Key

= 1 mini-beast