


## Drawing Pictograms

12 children were asked what their favourite colour was. Use the information to complete the pictogram.



Colour		Total
<b>Red</b>		
<b>Yellow</b>		
<b>Blue</b>		
<b>Green</b>		
<b>Orange</b>		

Key	
○	= 1 child

**Red**

**Orange**

**Yellow**

**Blue**

**Red**

**Green**

**Orange**

**Yellow**

**Red**


**Yellow**

**Blue**

**Blue**

## Drawing Pictograms

Some children were asked their favourite animal. Use the information to complete the pictogram.



Animal		Total
<b>Monkey</b>		
<b>Dolphin</b>		
<b>Chicken</b>		
<b>Lion</b>		
<b>Elephant</b>		



Key



= 1 child




How many children were asked to name their favourite animal in total?

---

## Drawing Pictograms

20 children were asked what their favourite colour was. Use the information to complete the pictogram.



Colour		Total
Red		
Purple		
Blue		
Pink		
Green		

<u>Key</u>	
○	= 1 child

Green
Pink
Purple
Pink

Red
Blue
Green
Purple

Purple
Green
Purple
Blue

Pink
Red
Green
Red


Purple
Green
Red
Purple

Which colour is the most popular?

---

## Drawing Pictograms

Five children went to the Zoo and counted how many animals they saw. Use the information to complete the pictogram.




Children		Total
<b>Joe</b>		
<b>Sarah</b>		
<b>Amy</b>		
<b>Tom</b>		
<b>Charlie</b>		

Key



= 1 animal



How many animals did the children see altogether?

---