



Tally Chart Activity

Some children took part in a survey about their favourite fruit. Complete the tally chart by filling in the gaps.


<u>Favourite Fruit</u>	<u>Tally</u>	<u>Total</u>
Strawberry		
Apple		5
Banana		
Orange		
Grapes		7
Pineapple		

1. Which is the most popular fruit?

2. Which is the least popular fruit?

3. How many children answered the survey in total?


4. If you had to pick your favourite fruit, what would the new total for that fruit be?




Tally Chart Activity

Some children took part in a survey about their favourite fruit. Complete the tally chart by counting the fruit.

<u>Favourite Fruit</u>	<u>Tally</u>	<u>Total</u>
Strawberry	++++ III	8
Apple		
Banana		
Orange		
Grapes		
Pineapple		





1. Which is the most popular fruit?

2. Which is the least popular fruit?

3. How many children answered the survey in total?

4. What is the difference between the most popular, and least popular fruit?

5. If you had to pick your favourite fruit, what would the new total for that fruit be?
